

---

# BASIC DEMOGRAPHIC INFORMATION

(From 20 Oxfam Novib Communities in Delta and Bayelsa States,  
4 LGAs, 80 Focus Groups, 1,491 Participants)

## ☐ STATES, LOCAL GOVERNMENT AREAS AND COMMUNITIES

- **Bayelsa State**

Southern Ijaw LGA ( Angiama, Ekeni, Ekowe Ezetu 1, Oporoma)  
Yenagoa LGA (Akaibiri, Ayama, Okolobiri, Okutukutu, Zarama)

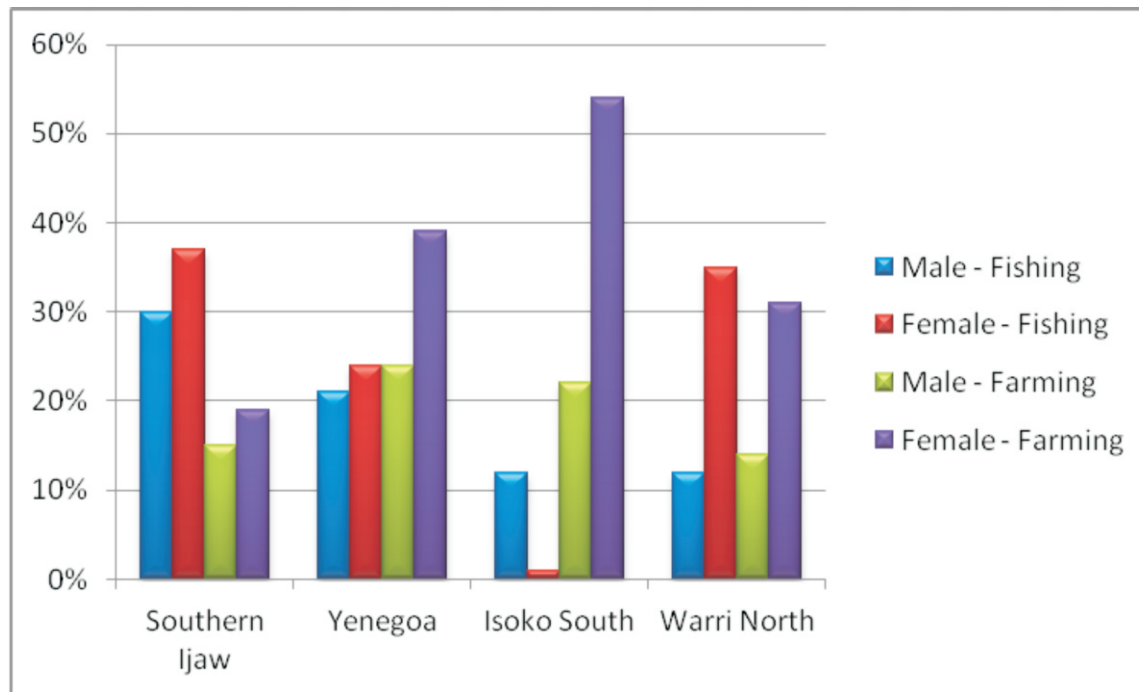
- **Delta State**

Isoko South LGA (Aviara, Enwhe, Idheze, Oleh, Uzere)  
Warri North LGA (Gbokoda, Jakpa, Ogbinbiri, Ogbudugbudu, Opuama,)

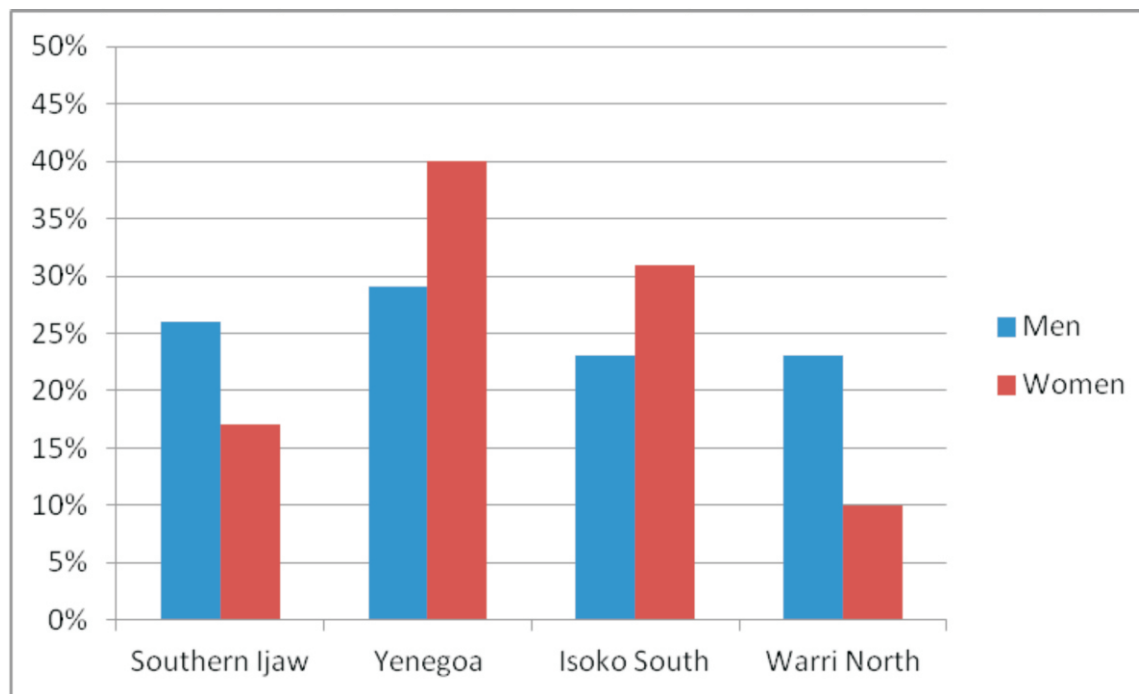
---



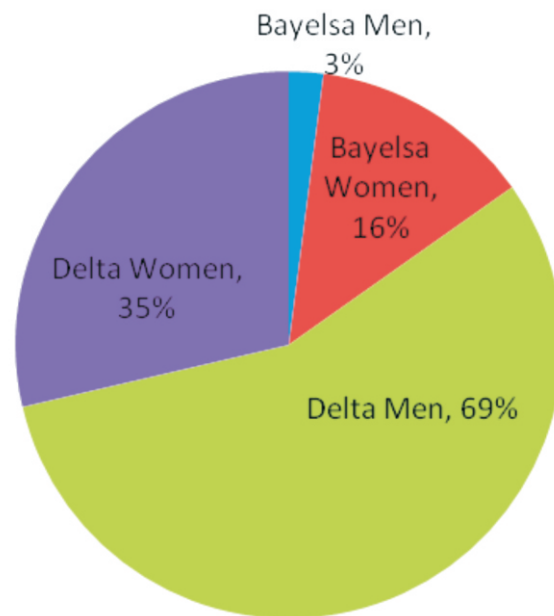
## LGA TO LGA COMPARISON OF LIVELIHOOD SYSTEMS



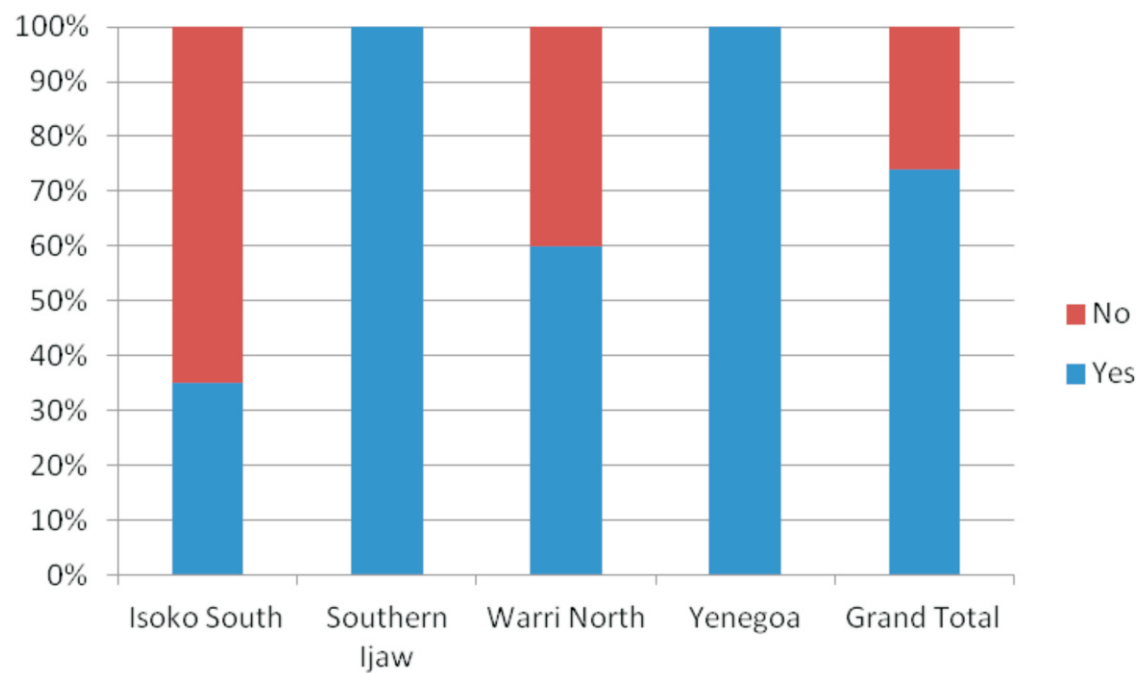
PERCENTAGE OF PARTICIPANTS WHO CAN READ A BOOK  
(LGA-to-LGA Comparison)

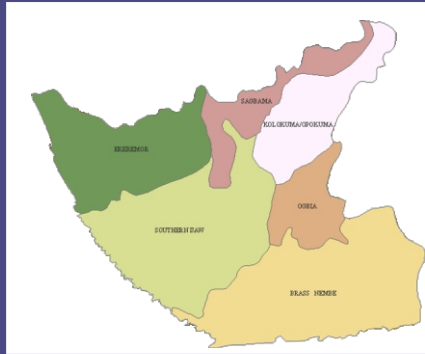


PERCENTAGE OF PARTICIPANTS WHO SLEPT UNDER A MOSQUITO NET A NIGHT BEFORE  
(State-to-State Comparison)



PERCENTAGE OF COMMUNITIES WHERE FREE MOSQUITO NET WERE DISTRIBUTED LAST YEAR BY GOVERNMENT (LGA-to-LGA Comparison)





# BAYELSA STATE

---

Southern Ijaw:

596 Participants

Yenagoa LGA:

398 Participants

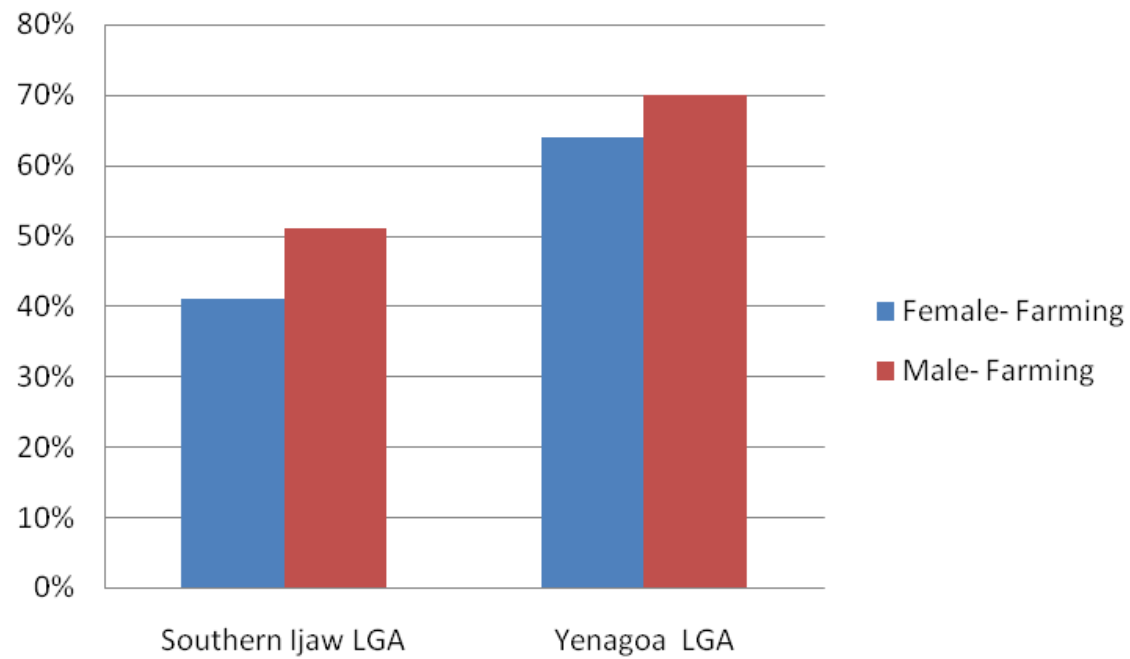
---





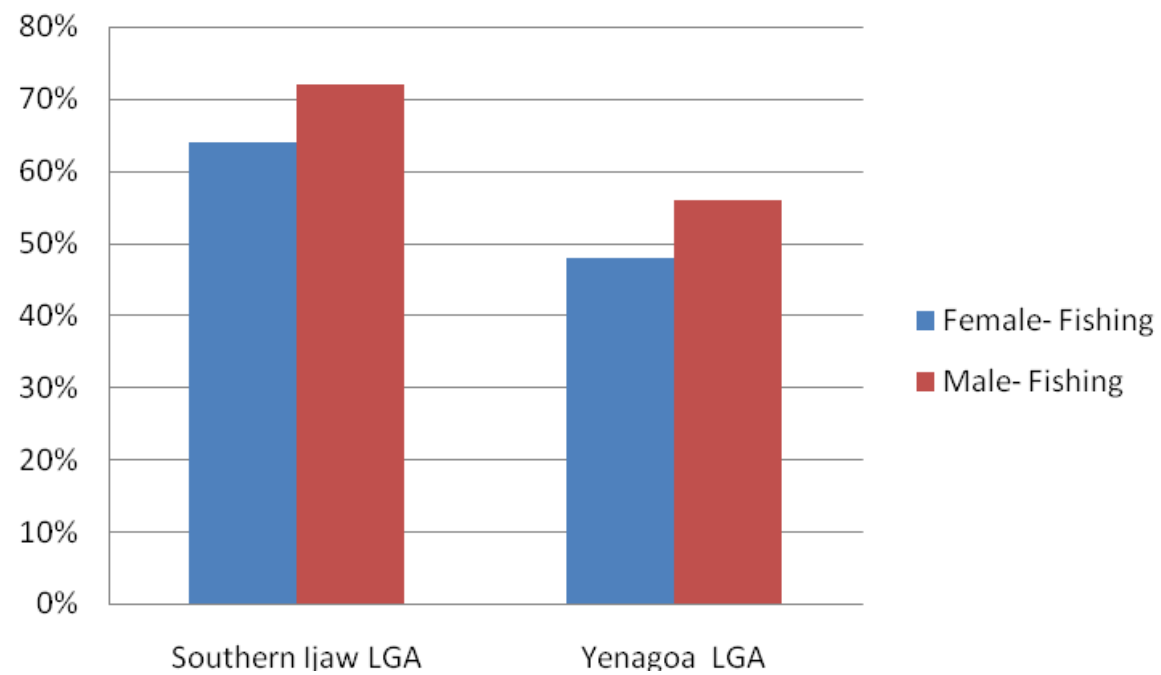
## LIVELIHOOD SYSTEMS

**FARMING** | (LGA-to-LGA Comparison)

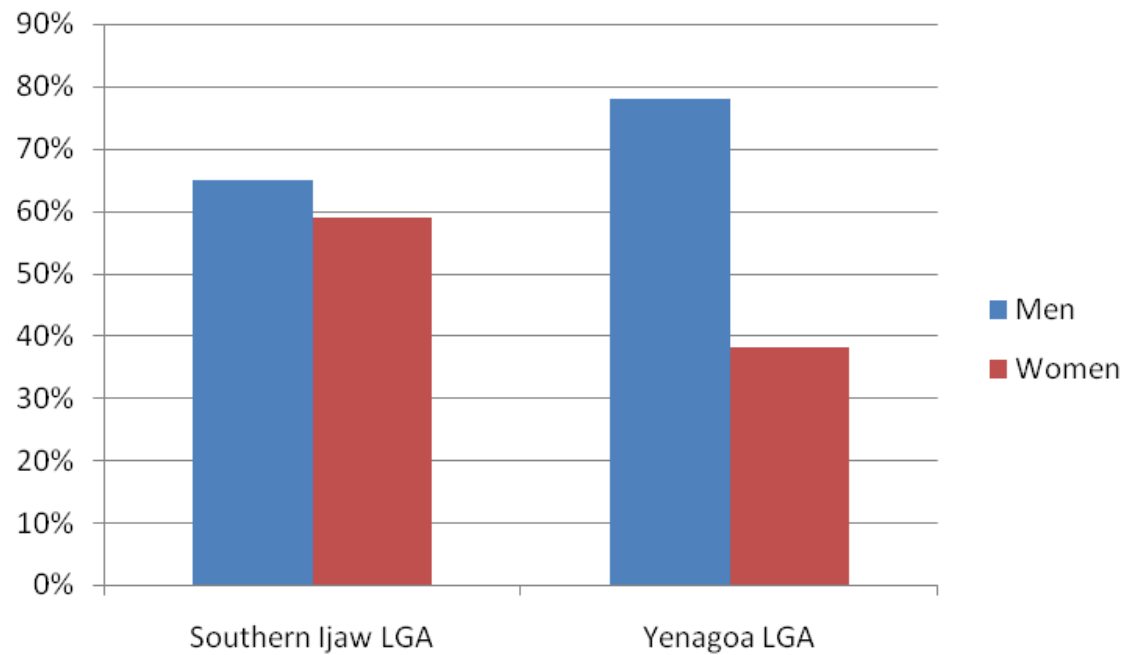


## LIVELIHOOD SYSTEMS

**FISHING** | (LGA-to-LGA Comparison)



PERCENTAGE OF PARTICIPANTS WHO SAY THEY CAN READ  
A BOOK LOUD TO ANOTHER



## SOUTHERN IJAW LGA

<b>5 communities:</b>	<b>Angiama, Ekeni, Ekowe, Ezetu, Oporoma</b>
<b>Ethnicity:</b>	4 Ijaw; 1 Izon  Ijaw: Angiama Ekowe, Ezetu 1, Oporoma Izon: Ekeni
<b>Terrain:</b>	All 5 communities are riverine
<b>Oil Producing:</b>	All 5 communities identify themselves as oil-producing.
<b>GMoU :</b>	4 of the 5 communities are part of an oil company GMoU for community development.  Angiama: SPDC sponsored Oporoma Ekeni: Chevron sponsored Keffes RDC and Shell Sponsored Bassan West Cluster Ekowe: SPDC sponsored Bomo Cluster Ezetu 1: SPDC sponsored Bassan West Cluster Oporoma is not part of a GMoU
<b>Number of FG Participants</b>	596 Focus Group Participants
<b>Major occupation and percentage distribution</b>	
<b>Farming</b>	Male Focus Groups: 15% Female Focus Groups: 19%
<b>Fishing</b>	Male Focus Groups: 30% Female Focus Groups: 37%

## SOUTHERN IJAW LGA

### 5 communities:

### Angiama, Ekeni, Ekowe, Ezetu, Oporoma

% distribution of how communities access information on allocation of development funds

We do not get information	70%
Rumor	5%
Community Leaders	5%
Don't know	20%

% distribution of how development decisions are made

Men only: 50%

Everyone : 40%

Informed After others made the decision: 5%

% of women in CDC/CT

0%

% of participants who can read

Older Men's Focus Groups: 50%

Younger Men's Focus Groups: 79%

Older Women's Focus Groups: 16%

Younger Women's Focus Group: 38%

## YENAGOA LGA

### 5 communities:

**Akabiri, Aayama, Okutukutu, Okolobiri, Zarama**

### Ethnicity:

All 5 communities are Ijaw

### Terrain:

1 riverine; 2 rural; and 2 near a city

Near a city: Okolobiri, Okutukutu  
Rural: Ayama, Zarama,  
Riverine: Akabiri

### Oil Producing:

4 of the 5 communities identified themselves as oil producing.

Oil Producing: Akabiri , Okolobiri, Okutukutu Zarama,  
Non- Oil Producing: Ayama

### GMoU:

4 of the 5 communities are part of an oil company GMoU for Community Development.

Ayama: Gbarain/Epetiemia  
Okolobia: Gbarain/Epetiemia  
Okutukutu: Epie/Atissa  
Zarama: Zarama/Okordia  
Akabiri is not part of a GMoU

### Number of FG Participants

398 Focus Group Participants

### Major occupation and percentage distribution

#### Farming

Male Focus Groups: 24%  
Female Focus Groups: 39%

#### Fishing

Male Focus Groups: 21%  
Female Focus Groups: 24%

## YENAGOA LGA

### 5 communities:

Akabiri, Aayama, Okutukutu, Okolobiri, Zarama

% distribution of how communities access information on funds allocation to development

We do not get information	55%
Rumor	0%
Community Leaders	30%
Don't know	10%
Money do not enter	5%

% distribution of how development decisions are made

Men only: 5%  
Everyone : 95%

% of women in CDC/CT

10%

% of participants who can read

Older Men's Focus Groups: 61%  
Younger Men's Focus Groups: 92%  
Older Women's Focus Groups: 16%  
Younger Women's Focus Group: 56%



# 194 Participants

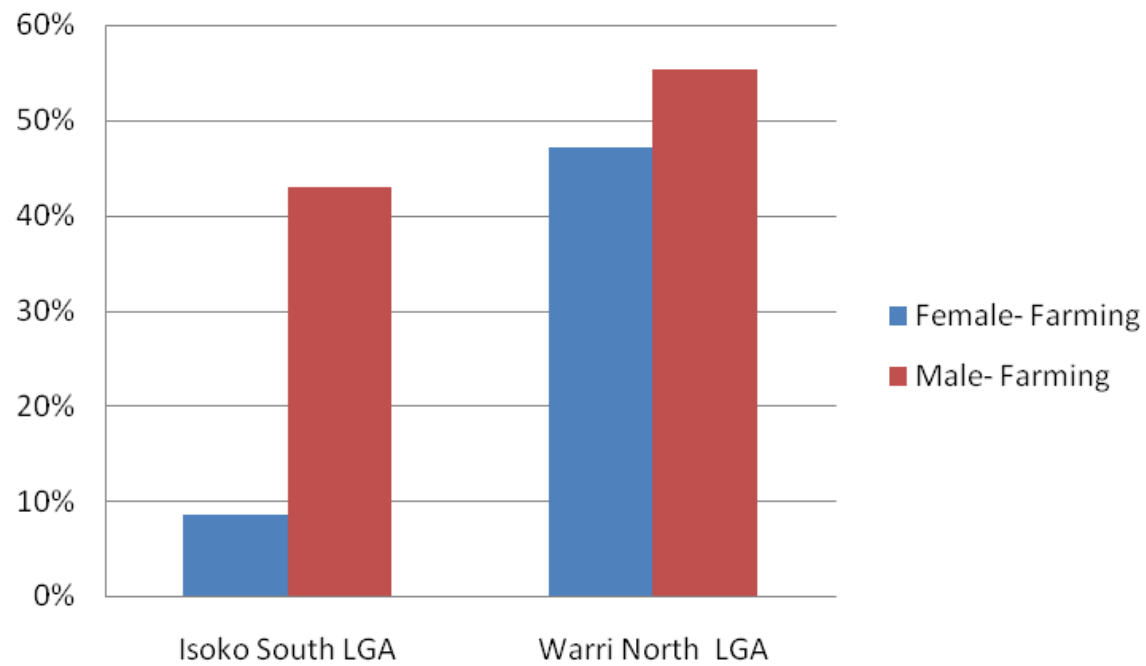
# 303 Participants





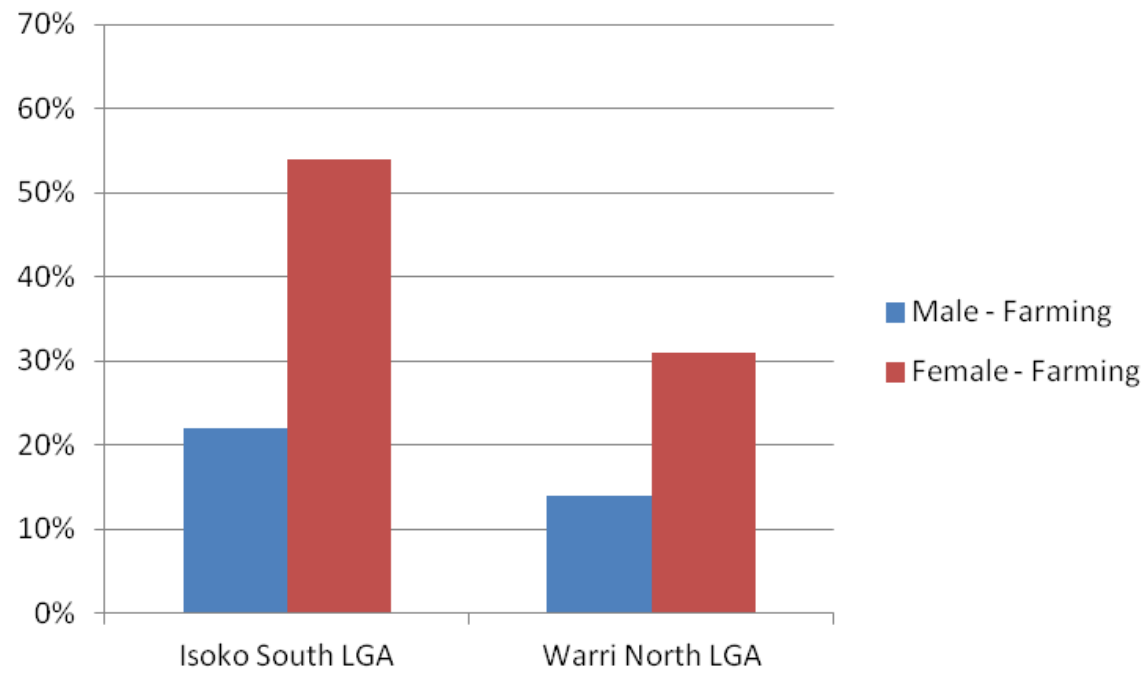
## LIVELIHOOD SYSTEMS

**FISHING** | (LGA-to-LGA Comparison)

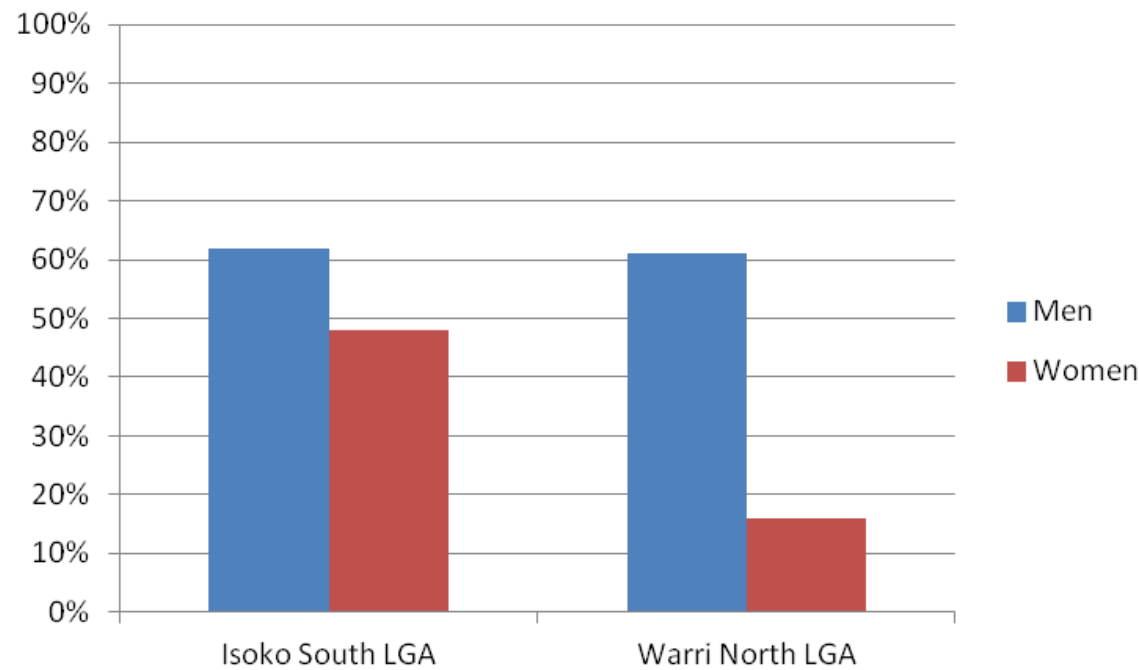


## LIVELIHOOD SYSTEMS

**FARMING** | (LGA-to-LGA Comparison)



PERCENTAGE OF PARTICIPANTS WHO SAY THEY CAN READ  
A BOOK LOUD TO ANOTHER



## ISOKO SOUTH LGA

**5 communities:**

**Aviara, Enhwe, Idheze, Oleh, Uzere**

**Ethnicity:**

All 5 communities are Isoko

**Terrain:**

4 rural; 1 Urban

Rural: Aviara, Enhwe, Idheze, Uzere,  
Urban: Oleh

**Oil Producing:**

All 5 communities identified themselves as oil producing.

**GMoU :**

None of the communities are part of an oil company sponsored GMoU.

**Number of FG Participants**

194 Focus Group Participants

**Major occupation and percentage distribution**

**Farming**

Male Focus Groups: 22%  
Female Focus Groups: 54%

**Fishing**

Male Focus Groups: 12%  
Female Focus Groups: 1%

## ISOKO SOUTH LGA

### 5 communities:

### Aviara, Enhwe, Idheze, Oleh, Uzere

% distribution of how communities access information on allocation of development funds

We do not get information 70%  
NGO 10%  
Don't know 20%

% distribution of how development decisions are made

Men only: 5%  
Everyone : 70%  
Informed After others had made a decision: 10%  
Community Leader: 15%

% of women in CDC/CT

5%

% of participants who can read

Older Men's Focus Groups: 65%  
Younger Men's Focus Groups: 61%  
Older Women's Focus Groups: 44%  
Younger Women's Focus Group: 72%

## WARRI NORTH LGA

### 5 communities:

**Gbakoda, Jakpa, Ogbinbiri, Ogbudugbudu, Opuama**

### Ethnicity: 3 Ijaw, 2 Itsekiri

Ijaw: Ogbinbiri, Ogbudugbudu, Opuama  
Itsekiri: Gbokoda, Jakpa

### Terrain:

All five communities are riverine

### Oil Producing:

All Five communities identified themselves as oil producing.

### GMoU :

All 5 communities are part of an oil company GMoU for community development.  
Ogbinbiri: Chevron sponsored EGCDC  
Ogbudugbudu: Chevron sponsored EGCDC  
Opuama: Chevron sponsored EGCDC  
Gbokoda: Chevron sponsored Itsekiri RDC  
Jakpa: Chevron sponsored Itsekiri RDC

### Number of FG Participants

303 Focus Group Participants

### Major occupation and percentage distribution

#### Farming

Male Focus Groups: 14%  
Female Focus Groups: 31%

#### Fishing

Male Focus Groups: 14%  
Female Focus Groups: 35%

## WARRI NORTH LGA

**5 communities:**

**Gbakoda, Jakpa, Ogbinbiri, Ogbudugbudu, Opuama**

**% distribution of how communities access information on allocation of development funds**

We do not get information 85%  
Community Leaders 15%

**% distribution of how development decisions are made**

Men only: 50%  
Everyone : 50%

**% of women in CDC/CT**

6%

**% of participants who can read**

Older Men's Focus Groups: 51%  
Younger Men's Focus Groups: 44%  
Older Women's Focus Groups: 7%  
Younger Women's Focus Group: 26%